

Thanksgiving

gratitude

thankful

family

delicious

family

help

gather

orange

brown

yellow

red

turkey

leaves

pie

tree

corn

pumpkin

acorns

football

cornucopia

apple

feather

wheat

Native  
American

pilgrims

cook






feast



November


share







dinner

cranberry












Write  
your  
words in  
ABC  
order.




© www.thecurriculumcorner.com



Rainbow  
write  
your  
words.

© www.thecurriculumcorner.com



Write your  
words in  
complete  
sentences.


© www.thecurriculumcorner.com

Write a  
story  
using  
your  
words.



© www.thecurriculumcorner.com

Write your  
words.  
Circle the  
vowels.




© www.thecurriculumcorner.com



Write your  
words.  
Circle the  
consonants.

© www.thecurriculumcorner.com




Illustrate  
your words.

© www.thecurriculumcorner.com

Act out  
your  
words  
for a  
friend.



© www.thecurriculumcorner.com




Write your  
words.  
Circle the  
vowels.

© www.thecurriculumcorner.com



Write your  
words.  
Circle the  
consonants.

© www.thecurriculumcorner.com



Illustrate  
your words.


© www.thecurriculumcorner.com

Act out  
your words  
for a friend.



© www.thecurriculumcorner.com

Sort the words by the number of syllables.




© www.thecurriculumcorner.com



Write the words from shortest to longest.

© www.thecurriculumcorner.com



Make your words with Play-Doh.

© www.thecurriculumcorner.com

Make up a game to play with your words.



© www.thecurriculumcorner.com

Thanksgiving

gratitude

thankful

family

delicious

family

help

gather

orange

brown

yellow

red

turkey

leaves

pie

tree

corn

pumpkin

acorns

football

cornucopia

apple

feather

wheat

Native  
American

pilgrims

cook

feast







November





share

dinner

cranberry











Write  
your  
words in  
ABC  
order.

© www.thecurriculumcorner.com

Rainbow  
write  
your  
words.

© www.thecurriculumcorner.com

Write your  
words in  
complete  
sentences.

© www.thecurriculumcorner.com

Write a  
story  
using  
your  
words.

© www.thecurriculumcorner.com

Write  
your  
words.  
Circle  
the  
vowels.

© www.thecurriculumcorner.com

Write your  
words.  
Circle the  
consonants.

© www.thecurriculumcorner.com

Illustrate  
your words.

© www.thecurriculumcorner.com

Act out  
your  
words  
for a  
friend.

© www.thecurriculumcorner.com

Write  
your  
words.  
Circle  
the  
vowels.

© www.thecurriculumcorner.com

Write your  
words.  
Circle the  
consonants.

© www.thecurriculumcorner.com

Illustrate  
your words.

© www.thecurriculumcorner.com

Act out  
your  
words  
for a  
friend.

© www.thecurriculumcorner.com

Sort the  
words by  
the  
number of  
syllables.

© www.thecurriculumcorner.com

Write the  
words from  
shortest to  
longest.

© www.thecurriculumcorner.com

Make your  
words with  
Play-Doh.

© www.thecurriculumcorner.com

Make up  
a game  
to play  
with your  
words.

© www.thecurriculumcorner.com



© www.thecurriculumcorner.com

© www.thecurriculumcorner.com

© www.thecurriculumcorner.com

© www.thecurriculumcorner.com

A decorative border surrounds the page, consisting of a top row of circles, a right column of triangles, a bottom row of circles, and a left column of triangles. Each shape contains a smaller version of itself, creating a repeating pattern.

Name: \_\_\_\_\_



Name: \_\_\_\_\_

1.

---

2.

---

3.

---

4.

---

5.

---



Name: \_\_\_\_\_

1.

---

2.

---

3.

---

4.

---

5.

---

6.

---

7.

---

8.

---

9.

---

10.

---



Name: \_\_\_\_\_

1.

---

---

2.

---

---

3.

---

---

4.

---

---

5.

---

---

6.

---

---

7.

---

---

8.

---

---

9.

---

---

10.

---

---

A decorative border surrounds the page, consisting of a sequence of leaves and solid black dots. The top border starts with a leaf, followed by a dot, and continues with alternating leaves and dots. The left border starts with a leaf, followed by a dot, and continues with alternating leaves and dots. The right border starts with a leaf, followed by a dot, and continues with alternating leaves and dots. The bottom border starts with a leaf, followed by a dot, and continues with alternating leaves and dots.

Name: \_\_\_\_\_



Name: \_\_\_\_\_

1. \_\_\_\_\_

2. \_\_\_\_\_

3. \_\_\_\_\_

4. \_\_\_\_\_

5. \_\_\_\_\_



Name: \_\_\_\_\_

1.

---

2.

---

3.

---

4.

---

5.

---

6.

---

7.

---

8.

---

9.

---

10.

---





Name: \_\_\_\_\_

1.

---

---

2.

---

---

3.

---

---

4.

---

---

5.

---

---

6.

---

---

7.

---

---

8.

---

---

9.

---

---

10.

---

---