



Little Red Riding Hood

Stories Around the World

A Book Study
by
The Curriculum Corner



*Little Red
Riding Hood*
Noticings

Name: _____

What I noticed as I read...

Name: _____

Date Due: _____

Story Map

Title: _____

Main Characters

Blank dashed box for Main Characters.

Setting

Blank dashed box for Setting.

Important Events

Problem

Blank dashed box for Problem.

Solution

Blank dashed box for Solution, containing three black dots for bullet points.

Comparing Stories

Name: _____

Date Due: _____

	Little Red Riding Hood	The False Grandmother	Grandma and Tiger
Origin / Setting			
Main Character			
Villain			

Comparing Stories

Name: _____

Date Due: _____

	Little Red Riding Hood	The False Grandmother	Grandaunt Tiger
What happens to Little Red during her journey?			
How Little Red Riding Hood escapes			
What becomes of the grandmother			

Name: _____

How I Feel

We often think of fairy tales as happy stories. However, the true versions are often not filled with happiness. Choose a story to focus on. Share events from the story and how they made you feel.

The story is:

What happened in the story

How it made me feel

What happened in the story

How it made me feel

Reading Task #1: Focus on Fluency

Pick two pages in the book. Practice reading the pages aloud over and over. Work on reading smoothly like you are talking. When you are confident in your reading, read the passage to a partner.

Reading Task #2: Character Thoughts

Choose a Little Red Riding Hood story to focus on. While reading the story, think about Little Red Riding Hood. Would you want to be friends with her? Why or why not?

Reading Task #3: Focus on Villains

Think about the villain in each story. How are they similar? How are they different?

Reading Task #4: Setting Review

Look at the setting in one of the stories. What do you think about where it takes place? What questions do you have about the setting? What else would you like to know?

Name: _____

Date Due: _____

Word Maps

Complete a word map for each word.

The word is:	Picture
Definition	

The word is:	Picture
Definition	

The word is:	Picture
Definition	

stray

wicked

cottage

tender

snarled

shears

fetches

hinges

ogress

current

errand







disguise

furios

wok

sifter

pelt



Name: _____

Reading Response

The
story is:

Once common element in fairy tales is a villain.
Tell about the villain in the fairy tale you read.

Name: _____

Reading Response

The
story is:

Once common element in fairy tales is a villain.
Tell about the villain in the fairy tale you read.

Name: _____

Reading Response

The story is:

Little Red Riding Hood makes choices in each story. Share one choice she made and the impact it had on the story.

Name: _____

Reading Response

The story is:

Little Red Riding Hood makes choices in each story. Share one choice she made and the impact it had on the story.

Name: _____

Reading Response

Which story is closest to a version of Red Riding Hood you have heard before? What similarities do you see?

Name: _____

Reading Response

Which story is closest to a version of Red Riding Hood you have heard before? What similarities do you see?

Name: _____

Reading Response

Which version do you like best? Tell Why?

Name: _____

Reading Response

Which version do you like best? Tell Why?

Name: _____

Reading Response

**Tell how the girl's kindness was rewarded in
The False Grandmother.**

Name: _____

Reading Response

**Tell how the girl's kindness was rewarded in
The False Grandmother.**

Name: _____

Reading Response

A connection I can make is...

Name: _____

Reading Response

A connection I can make is...

Name: _____

Reading Response

Name: _____

Reading Response



Name: _____

Visualizing

Pick a phrase from one of the tales. The phrase can be found on page _____. Show what you see in your mind as you read the passage.

Name: _____

Date Due: _____

Create Your Own Tale

Create your own Little Red Riding Hood tale.
Make an outline for your story below.

Main Characters

Setting

Important Events

Problem

Solution

-
-
-

Little Red Riding Hood

Build a Door

Pretend you are building a door for the grandmother. Use your materials to build a door that cannot easily be knocked over. Share your design. How will you test the strength of your door?

Date Due: _____

Name: _____

My Plan:

Blank area for writing the plan.

Materials Needed:


Little Red Riding Hood

Make a Map

Make a map showing the way the girl travels in *The False Grandmother*. Include the spots described in the book. What else will you include?

Name: _____

Date Due: _____





Name: _____

Date Due: _____

A large empty rectangular box for drawing or writing.

Seven horizontal lines for writing.



Date Due: _____

Name: _____

[Empty rectangular box for drawing or writing]

[Lined writing area with 12 horizontal lines]



*Little Red
Riding Hood
Noticings*

Reading Task #1: Focus on Fluency

Pick two pages in the book. Practice reading the pages aloud over and over. Work on reading smoothly like you are talking. When you are confident in your reading, read the passage to a partner.

Reading Task #2: Character Thoughts

Choose a Little Red Riding Hood story to focus on. While reading the story, think about Little Red Riding Hood. Would you want to be friends with her? Why or why not?

Reading Task #3: Focus on Villains

Think about the villain in each story. How are they similar? How are they different?

Reading Task #4: Setting Review

Look at the setting in one of the stories. What do you think about where it takes place? What questions do you have about the setting? What else would you like to know?

stray

wicked

cottage

tender

snarled

shears

fetches

hinges

ogress

current

errand





disguise

furious

wok

sifter

pelt



Little Red Riding Hood

Build a Door

Pretend you are building a door for the grandmother. Use your materials to build a door that cannot easily be knocked over. Share your design. How will you test the strength of your door?

Little Red Riding Hood

Make a Map

Make a map showing the way the girl travels in *The False Grandmother*. Include the spots described in the book. What else will you include?